



## VHF binary dipole array

### Broadband omni-directional binary array

#### VHF high band 136-174 MHz




These VHF binary dipole arrays offers both an omni-directional radiation pattern and genuine broadband coverage across the entire VHF 136-174MHz frequency range.

The DVA-1317-6 is designed as a top half receive, bottom half transmit antenna or vice versa, with dual cable exit from base. The array is therefore ideally suited for multiple frequency transmissions at highly populated radio sites, emergency services or transport/courier applications.



Filtering, multicoupling, coaxial cable, lightning protection and other installation accessories are all available separately.

	DVA-1317AL	DVA-1317AL-6
Construction	Corrosion resistant aluminium single piece boom and dipoles	Corrosion resistant aluminium 2-piece boom and dipoles
Frequency range	136-174 MHz - VHF high band & VHF Land Mobile Radio	
Bandwidth	Full frequency range stated - 38 MHz	
VSWR	<1.5:1- average, <1.85:1- maximum	
Tuning	Factory	
Gain	3 dBd	6 dBd
Maximum power	250 Watts	
Polarisation	Vertical	
H Plane	360° omnidirectional, ± 0.5 dBd	
E Plane	33°	20°
Impedance	50 Ohms	
DC grounding	Yes	
Cable	1.0m RG142 cable, bottom exits from mount section. For dual cable Tx/Rx capability see DVA-1415-SB-6	
Connector	N-type female fitted to cable or specify requirements	
Projected area	0.348m <sup>2</sup>	0.724m <sup>2</sup>
Wind load at 160kph	50.534kg, 0.495kN	105.197kg, 1.031kN
Height	3.5 metres	7.03 metres
Mount section	48.4mmø x 300mm	88.9mmø x 300mm
Weight	20kg	66kg
Mounting hardware order separate	Parallel: 2 x UAM180L 40-75mm or UAM180UNI - 40-90mm capability Right-angle: 2 x UAM90L - 40-75mm or UAM90UNI - 40-90mm capability	
Installation tools	17mm spanners for DVA-1317AL-6 model only	



DVA-1317 single piece

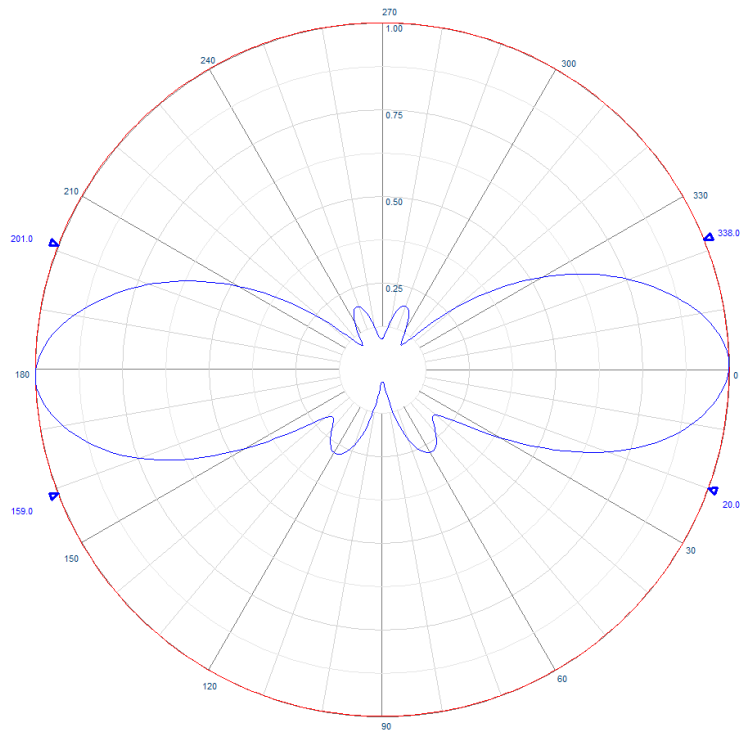
DVA-1317-6 2-piece



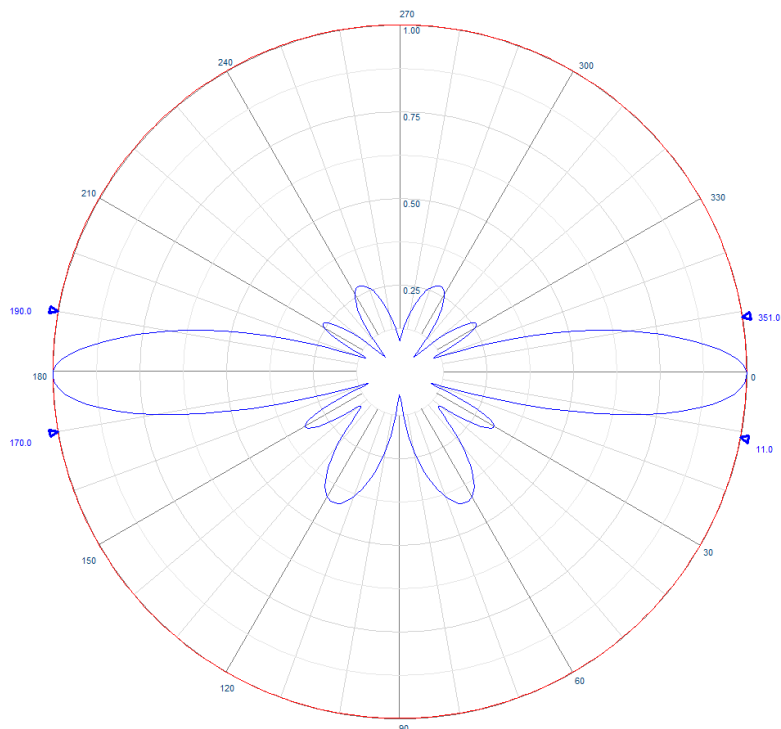
# VHF binary dipole array

Broadband omni-directional binary array

VHF high band 136-174 MHz



Example radiation pattern for DVA-1317AL



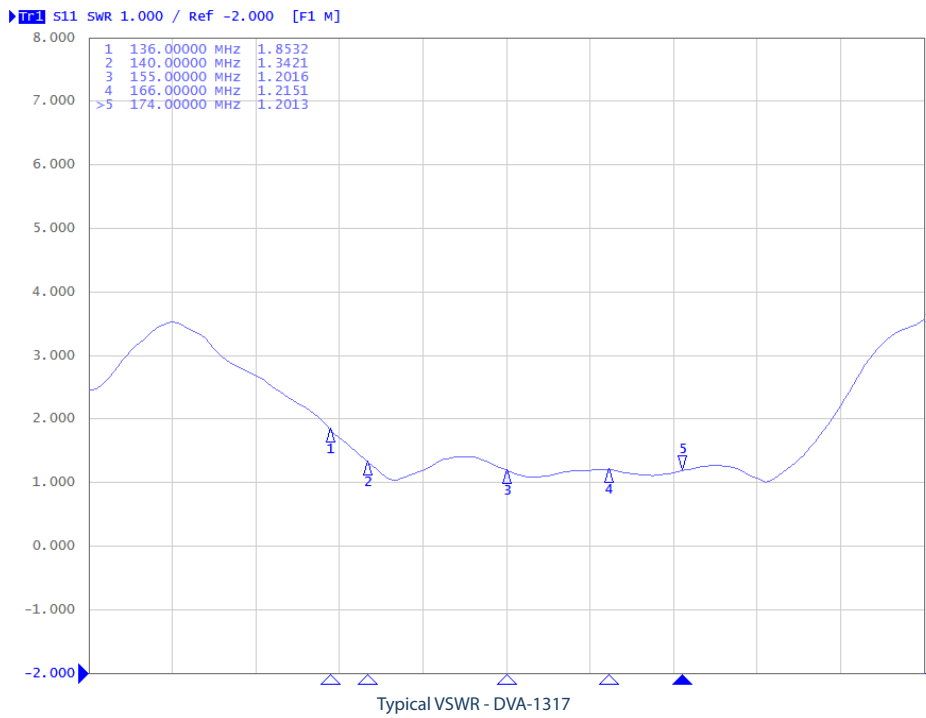
Example radiation pattern for DVA-1317AL-6



# VHF binary dipole array

Broadband omni-directional binary array

VHF high band 136-174 MHz











## VHF binary dipole array

Broadband omni-directional binary array

VHF high band 136-174 MHz



### Suitable mounting hardware

 <p>UAM180L - requires 2 Galvanised steel parallel clamp Boom: 40-75mm capability Mount pole: 40-75mm capability</p>	 <p>UAM180UNI - requires 2 Galvanised steel large parallel clamp Boom: 40-70mm capability Mount pole: 40-90mm capability</p>
 <p>UAM180UNIL - requires 2 Galvanised steel extra large parallel clamp Boom: 40-90mm capability Mount pole: 60-115mm capability</p>	 <p>UAM90L - requires 2 Galvanised steel right-angle clamp Boom: 40-75mm capability Mount pole: 40-75mm capability</p>
 <p>UAM90UNI - requires 2 Galvanised steel large right-angle clamp Boom: 40-70mm capability Mount pole: 40-90mm capability</p>	 <p>UAM90LL - requires 2 Galvanised steel extra large right-angle clamp Boom: 60-115mm capability Mount pole: 60-115mm capability</p>

### Suitable feeder coaxial cable

 <p>RU400 Solid copper conductor, low loss coaxial cable CNT-400 / LMR-400™ equivalent (* times microwave) P/N 7890 Available in 100m, 300m, 500m roll or alternatively request a custom cable assembly</p>	 <p>N-type male crimp connector for RU400 low loss, solid conductor P/N 8226 Tri-metal plated</p>
 <p>RU600 Solid copper conductor, low loss coaxial cable LMR-600™ equivalent (* times microwave) P/N 7890-3 Available in 500m roll or alternatively request a custom cable assembly</p>	 <p>N-type male crimp connector for RU600 low loss, solid conductor P/N 8226-2 Tri-metal plated</p>
 <p>1/2" corrugated shielding, foam dielectric coaxial cable P/N ZCG1250 Available in per metre, 500m roll or alternatively request a custom cable assembly</p>	 <p>N-type male clamp connector for 1/2" flexible, corrugated shielded, coaxial cable P/N NM1250 Tri-metal plated</p>