



VHF stack dipole arrays

Broadband 2-stack or 4-stack internally phased dipole arrays


VHF high band 136-174MHz



These 2-stack or 4-stack dipole arrays cover the full VHF high band frequency range 136-174 MHz. There are various methods of mounting these dipole stack arrays to a mast or tower. Please consult ZCG for advice about the best solution for your mounting arrangement and dual termination models.

Mounting hardware, coaxial feeder cable, connectors and other installation accessories are all available separately.

	S2B43PH-1C	S4B43PH-1C
Construction	Welded corrosion resistant aluminium, add SS for 304 stainless steel with internal phasing harness	
Dipoles in array	2	4
Frequency	136-174 MHz - VHF high band	
Bandwidth	Full frequency range stated - 38 MHz	
VSWR	<1.5:1	
Tuning	Factory	
Gain	4.5 dBd	7 dBd
Maximum power	250 Watts	
Impedance - nominal	50 Ohms	
DC grounding	Yes	
Polarisation	Vertical	
H Plane	240°	
E Plane	33°	16°
Connector	1 x N-type female fitted to 1.0m cable tail	
Passive IM 3rd order (2x20w)	< -120dBc	
Mount section	3.0m x 50mm	5.6m x 50mm
Weight	9kg in aluminium 15kg in stainless steel	16kg in aluminium 28kg in stainless steel
Projected area	0.214m ²	0.420m ²
Wind load at 160kph	25.873kg, 0.254kN	50.935kg, 0.499kN
Mounting hardware order separate	Parallel 2 x UAM180L or UAM180UNI Right-angle 2 x UAM90L, UAM90UNI or UAM180UNIL is 60-115mm capability	Parallel 2-3 x UAM180L or UAM180UNI Right-angle 2-3 x UAM90L, UAM90UNI or UAM180UNIL is 60-115mm capability



Single coaxial cable exit through cable sealant gland



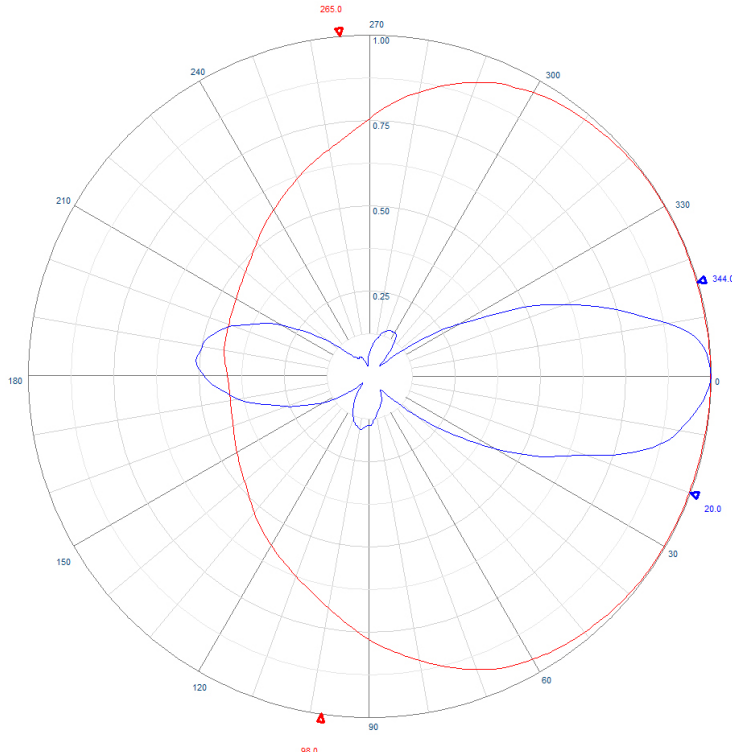
N-type female fitted as standard or specify requirements



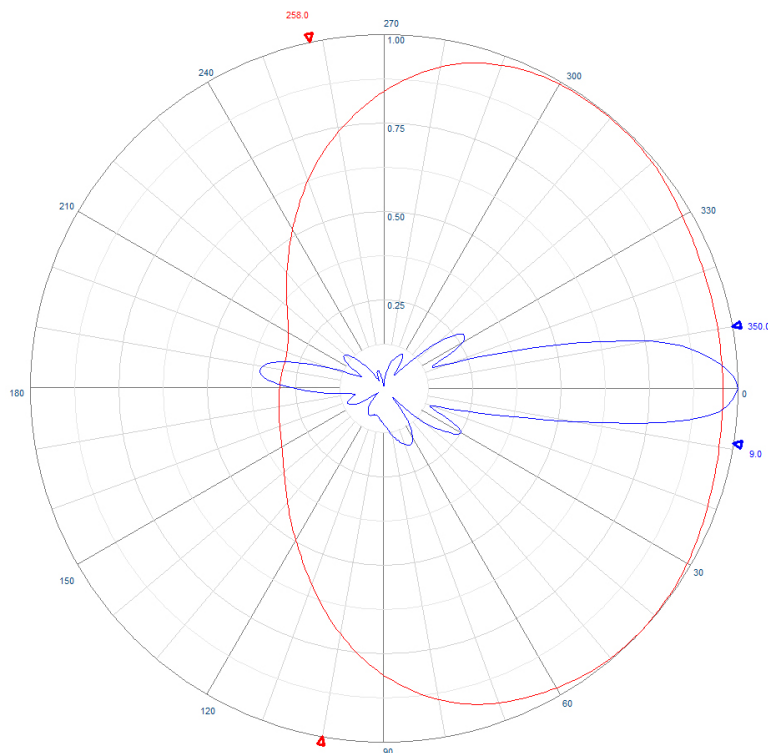
VHF stack dipole arrays

Broadband 2-stack or 4-stack internally phased dipole arrays

VHF high band 136-174 MHz



Example radiation pattern - S2B43PH-1C at 136MHz



Example radiation pattern - S4B43PH-1C at 136MHz








VHF stack dipole arrays

Broadband 2-stack or 4-stack internally phased dipole arrays



VHF high band 136-174 MHz

Suitable mounting hardware

 <p>SKU: UAM180L 2 units recommended Galvanised steel parallel clamp Boom: 40-75mm capability Mount pole: 40-75mm capability</p>	 <p>SKU: UAM180UNI 2 units recommended Galvanised steel large parallel clamp Boom: 40-70mm capability Mount pole: 40-90mm capability</p>
 <p>SKU: UAM180UNIL 2 units recommended Galvanised steel extra large parallel clamp Boom: 40-90mm capability Mount pole: 60-115mm capability</p>	 <p>SKU: UAM90L 2 units recommended Galvanised steel right-angle clamp Boom: 40-75mm capability Mount pole: 40-75mm capability</p>
 <p>SKU: UAM90UNI 2 units recommended Galvanised steel large right-angle clamp Boom: 40-70mm capability Mount pole: 40-90mm capability</p>	 <p>SKU: UAM90LL 2 units recommended Galvanised steel extra large right-angle clamp Boom: 60-115mm capability Mount pole: 60-115mm capability</p>

Suitable feeder coaxial cable & connectors

 <p>SKU: 7890 RU400 low loss, solid copper core, foam dielectric cable SKU: 7890-2 RU400-UF Ultra flex. Available in 100m, 300m or 500m (UF only) roll or alternatively request a custom cable assembly</p>	 <p>SKU: NM-8226 N-type male solder pin crimp connector for RU400 / RU400-UF coaxial cable Tri-metal plated - Low P.I.M.</p>
 <p>SKU: 7890-3 RU600 low loss, solid copper core, foam dielectric cable Available in 500m roll or alternatively request a custom cable assembly</p>	 <p>SKU: NM-8226-2 N-type male solder pin crimp connector for RU600 coaxial cable Tri-metal plated - Low P.I.M.</p>
 <p>SKU: ZCG1250 1/2" corrugated shielding, foam dielectric coaxial cable Air dielectric. SKU: ZCG1250-A Helical super flex. SKU: ZCG1250SF Available in per metre (excl. Air) or 500m rolls or alternatively request a custom cable assembly</p>	 <p>SKU: NM1250 N-type male clamp connector for 1/2" flexible, corrugated shielded, coaxial cable Super flex. SKU: NM1250SF Tri-metal plated - Low P.I.M.</p>