



## 4G LTE Marine collinear Mobile phone/wireless data improvement All networks 4G LTE 700-788 MHz



The ZCG range of 4G LTE mobile phone/wireless data marine antennas offer the maximum gain and reception range practical in a broadband 4G LTE network antenna.

Suitable for both mobile phone reception as well as wireless data improvement while at sea. The ZM2-4GX series will not improve reception where no signal is being transmitted. Please check your networks coverage map for coverage in your area.

Mounting hardware, water-proofing, bird-proofing, adaptors and other installation accessories are all available separately.



	ZM18-4GX	ZM21-4GX	ZM24-4GX*
Construction	White tapered fibreglass radome, chrome mount ferrule, external coaxial cable and termination		
Frequency range	700-788 MHz - all networks 4G LTE		
Bandwidth	Full frequency range state - 88 MHz		
Tuning	Factory		
VSWR	<1.8:1		
Gain	8.1 dBi		
Maximum power	30 Watts		
Impedance	50 Ohms		
Polarisation	Vertical - do not lean/tilt once installed, only during transit		
H Plane	360° omni-directional		
E Plane	13°		
Cable	4.5 metres RG58 low loss - side exit from ferrule		
Connector	FME female fitted to cable - for ease of installation		
Height	1.8 metres	2.1 metres	2.4 metres
Weight	500grams	550grams	650grams
Mounting hardware order separate	MM1 plastic fold-down base or MM2 stainless steel MMA or MMA-SS mast mount adaptor for mast mounting Alternate: A-3050 adaptor and 1270 spring base with 1/2" bolt		
Mounting position recommended	Mount as high on your vessel/structure as possible such as the roof, deck or tower/mast		



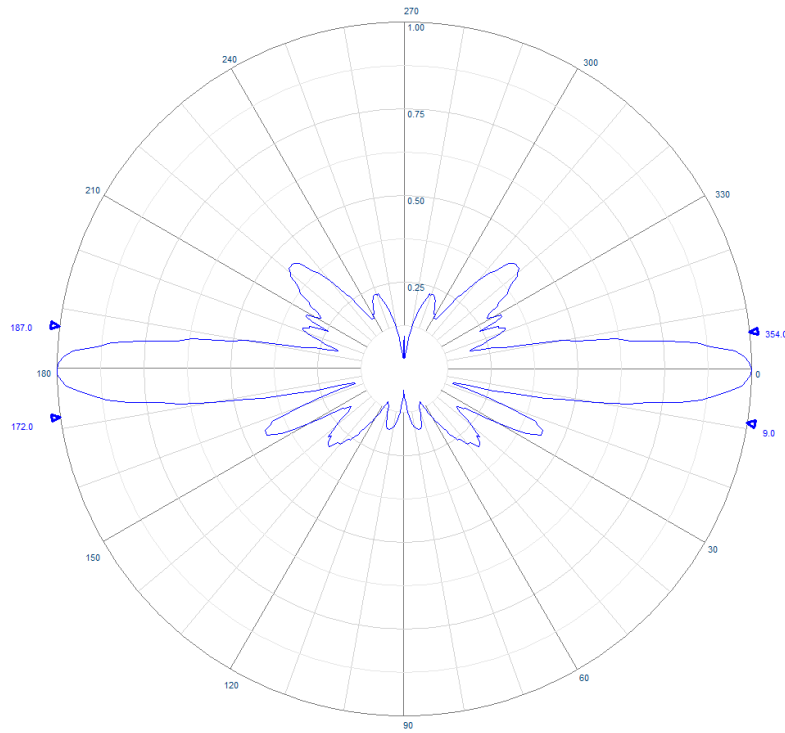
FME female fitted as standard or specify requirements



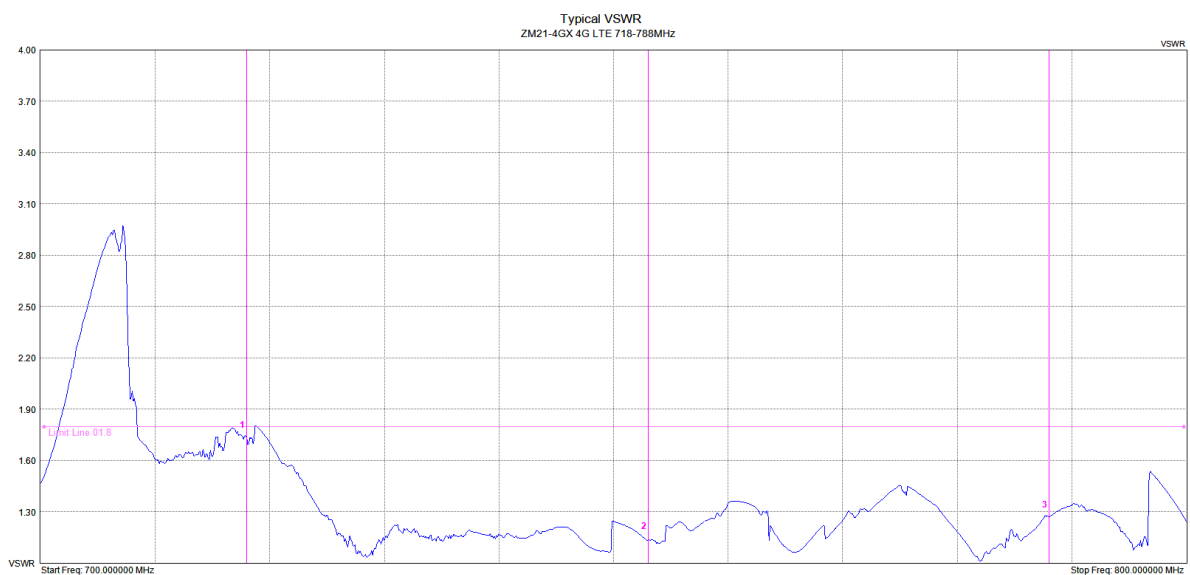
# 4G LTE Marine collinear

Mobile phone/wireless data improvement  
All networks 4G LTE 700-788 MHz

 **In-stock  
Ready to  
Ship**  
\* Signifies build to  
order item



Example radiation pattern



Mtr	Ref	Delta	Ref Freq	Ref Amp	Delta Freq	Delta Amp
1	<input type="checkbox"/>	<input type="checkbox"/>	718.000 MHz	1.73VSWR	--	--
2	<input type="checkbox"/>	<input type="checkbox"/>	753.000 MHz	1.14VSWR	--	--
3	<input type="checkbox"/>	<input type="checkbox"/>	788.000 MHz	1.27VSWR	--	--
4	<input type="checkbox"/>	<input type="checkbox"/>	--	--	--	--


Typical VSWR

# 4G LTE Marine collinear

## Mobile phone/wireless data improvement


### All networks 4G LTE 700-788 MHz

Alternate mounting hardware



MM1 toughened white nylon dual axis, ratchet fold down mount

Requires mounting screws/ bolts and mounting hardware for antenna



MM2 316 stainless steel dual axis, ratchet fold down mount

Requires mounting screws/ bolts and mounting hardware for antenna




MMA series - anodised aluminium mast mount adaptor 250-1200mm

Requires mounting hardware EB1-SS or UB2-SS




MMA-SS - 304 stainless steel mast mount adaptor 250mm

Requires mounting hardware EB1-SS or UB2-SS




CFB series - Galvanised steel 'J' hockey stick brackets, 1.1 - 2.1 metres.

Requires mounting screws/ bolts and mounting hardware for antenna




SFB Series - galvanised steel pole extension 0.9-2.0 metres  
Roof or overhang mounting

Requires mounting screws/ bolts and mounting hardware for antenna



A-1269 'barrel' spring base + A-3050 mount adaptor

For converting marine antenna to spring base mount or for vehicle mounting




A-1270 'barrel' spring base + A-3050 mount adaptor

For converting marine antenna to spring base mount or for vehicle mounting



EB1-SS - requires 2 304 stainless steel parallel clamp

Boom: 20-40mm capability  
Mount pole: 25-45mm capability



UB3-SS  
304 stainless steel parallel clamp

Boom: 20-32mm capability  
Mount pole: 20-50mm capability



UB2-SS  
304 stainless steel steel right-angle clamp

Boom: 20-50mm capability  
Mount pole: 20-50mm capability



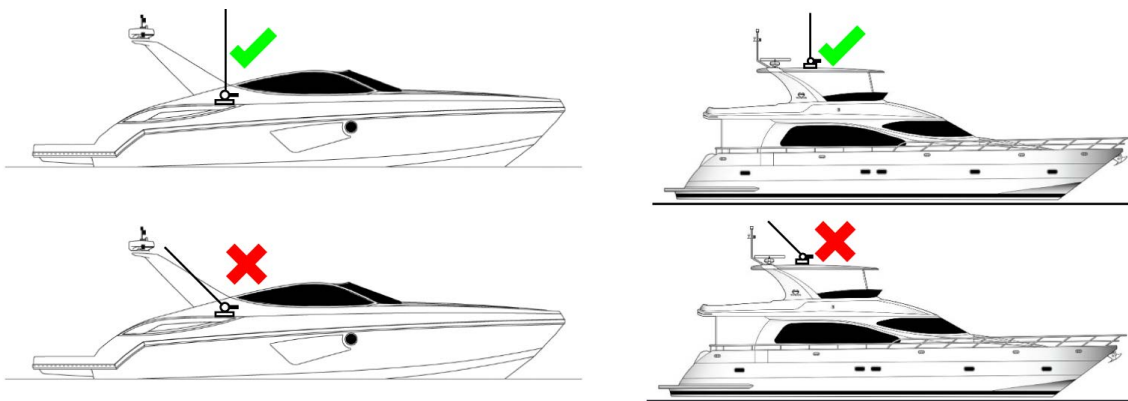
RB8  
Galvanised steel steel right-angle clamp

Boom: 20-50mm capability  
Mount pole: 20-50mm capability

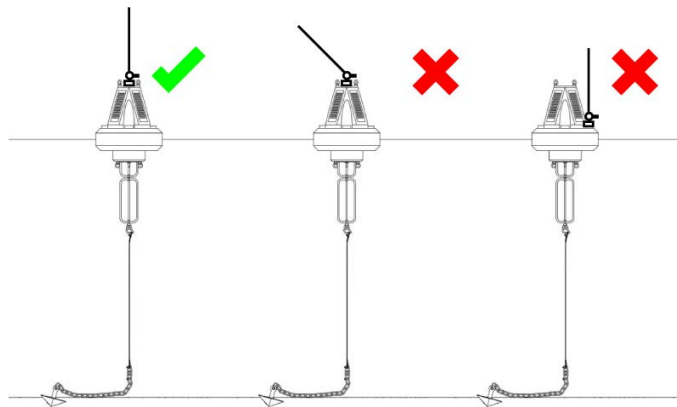
# 4G LTE Marine collinear

Mobile phone/wireless data improvement  
All networks 4G LTE 700-788 MHz

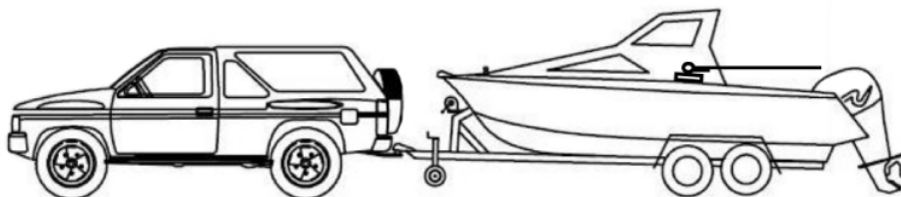
Recommended Installation orientation



Recommended Installation orientation - Buoy location



Recommended transportation orientation



ZCG recommend leaning/tilting the antenna down to parallel to the ground to eliminate any possible contact with overhead obstructions such as trees, overhead powerlines, entrance ways, roller doors or roof beams. Contact with obstructions will cause damage to your antenna or mounting surface.